



LITTLE nation

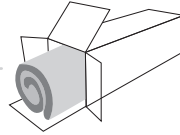
MINI FOAM LOUNGER

UNPACKING INSTRUCTIONS

1

UNPACK

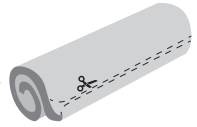
Remove the compressed vacuum packed mini foam lounger from the box.



2

UNROLL

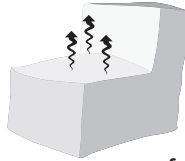
Carefully cut the securing tape and allow the mini foam lounger to unroll.



3

EXPAND

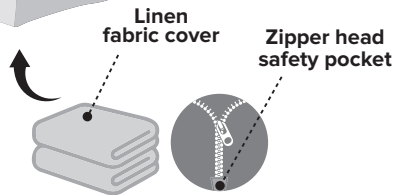
Remove the plastic packaging bag and allow the foam filled inner lining to expand for 15 - 30 minutes.



4

PUT THE COVER

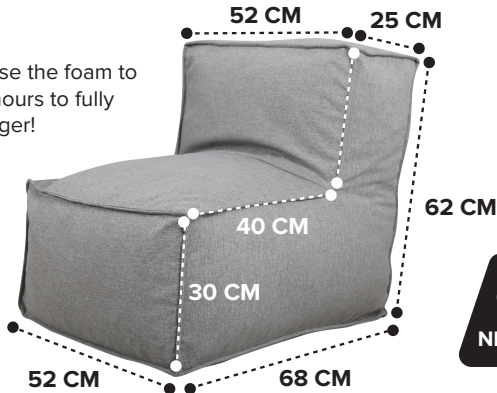
Unfold the linen fabric cover and open the zipper. Carefully arrange the foam filled inner lining inside the linen fabric cover. Close the zipper and hide the pull head in the safety pocket.



5

ENJOY!

Compact packaging may cause the foam to expand longer. Allow 24-48 hours to fully expand. Enjoy your mini-lounger!



9 KG
NET WEIGHT

UK
CA

LITTLENATION