



LITTLE NATION

# FOLDABLE 3 WHEEL SCOOTER



## INSTRUCTION MANUAL

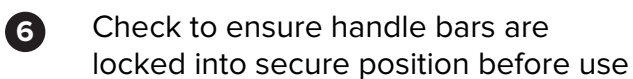
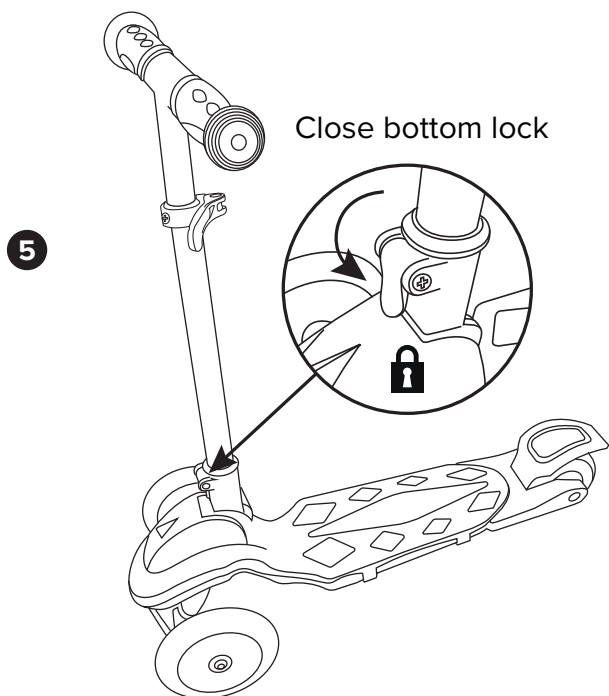
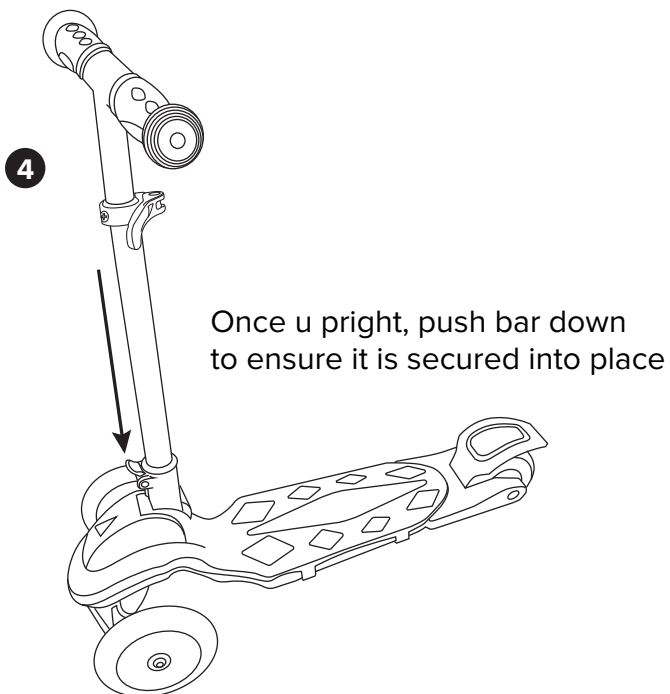
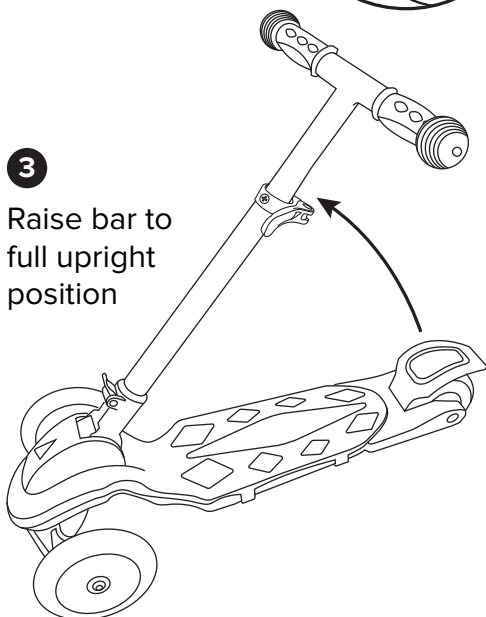
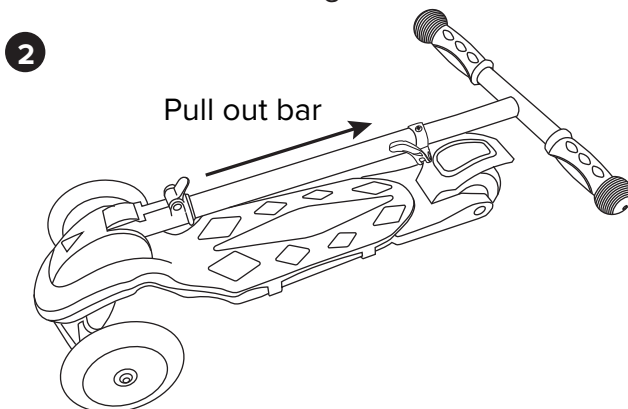
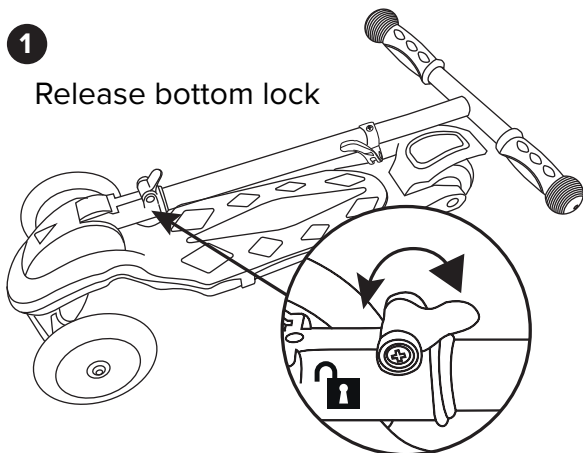
**WARNING:** Please read this Manual thoroughly before assembling, riding, or performing maintenance on this bicycle. Parental supervision is highly recommended when kids are using the bike. Always wear helmet and protective gears for protection and to avoid serious injury.

UK  
CA

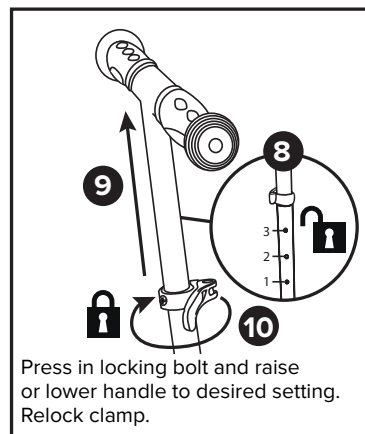
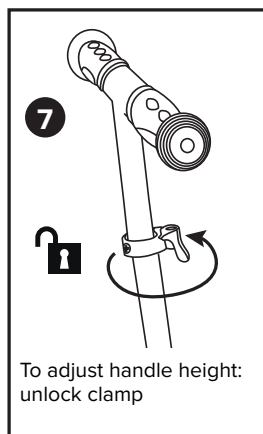
3+  
YEARS

## ASSEMBLY

Must be assembled by an adult. Check all axel bolts and headset for tightness before use.



To close: Reverse assembly instructions



## GENERAL WARNING Read the information supplied by the manufacturer

We recommend you read the following information before using your Ridestar scooter for the first time. Scooter riding can be a hazardous activity, use at your own risk and use common sense. Please follow the assembly instructions carefully.

- Use the scooter only on flat, dry, level ground without loose debris such as rocks or gravel. Avoid using your Ridestar scooter near main roads or areas where the surface is uneven.
- The parts used in the construction of your Ridestar scooter have been specifically designed and engineered to give performance and durability. We recommend that you do not replace with non-original parts.
- Before each use we recommend you check all axle bolts and headset bolts for tightness.
- Never use your Ridestar scooter in darkness or in wet or icy conditions.
- We recommend the use of protective gear when riding the Ridestar scooter such as helmet, wrist guards and knee and elbow pads. Always wear shoes. Don't ride barefoot or in sandals. Keep shoelaces out of the way of the wheels.
- Maximum weight: 20kg
- Never ride in traffic or on the street and watch your surroundings for pedestrians, bikes etc. Use the scooter only in areas free from fixed or moving hazards such as poles, curbs, traffic etc. Check with your local authority about the limitations of use and regulations.
- Avoid locking the rear wheel as this will cause flat spots and reduce the lifespan of the wheel.

FAILURE TO USE COMMON SENSE, CAUTION AND HEED THE ABOVE WARNINGS FURTHER INCREASES RISK OF SERIOUS INJURY. USE AT YOUR OWN RISK AND WITH APPROPRIATE ATTENTION TO SAFE OPERATION.

## RECOMMENDED USE / MAINTENANCE

- Adult only assembly.
  - Warning, Protective equipment should be worn. Not to be used in traffic. 20Kg Max.
  - Caution! Not suitable for children under three years.
  - Before use, make sure each time that all locking devices have been triggered properly (follow the assembly instructions).
  - Each time, make sure all screws are tight, because the effectiveness of self-tightening nuts and other fastening devices may decline.
  - Caution: When used, the brakes may heat up. Do not touch after use.
  - Most serious accidents happen within the first few months, so take time to teach your child the basics.
- Given the sense to balance required, the toy must be used carefully in order to avoid falls and collisions likely to cause injury to users and third parties.
- At all times, take care of yourself and others.
  - Do not misuse the product.
  - Do not modify the scooter.

## SAFETY WARNING

**AN IMPORTANT MESSAGE TO PARENTS:** This manual contains important information. For your child's safety, it is your responsibility to review this information with your child and make sure that your child understands all warnings, cautions, instructions and safety topics. It is strongly recommended that you periodically review and reinforce the information in this manual with younger riders and that you inspect and maintain your child's scooter to insure their safety.

**WARNING:** Scooter riding can be a hazardous activity. Scooters are intended to move and it is therefore possible to get in to dangerous situation; and / or lose control and / or fall.

LIKE ANY OTHER MOVING PRODUCT, USING A SCOOTER CAN BE A DANGEROUS ACTIVITY AND MAY RESULT IN INJURY OR DEATH EVEN WHEN USED WITH PROPER SAFETY PRECAUTIONS. USE AT YOUR OWN RISK AND USE COMMON SENSE.

- Ride on smooth, paved Surfaces away from motor vehicles.
- Always wear shoes.
- Avoid sharp bumps, drainage grates and sudden surface changes. Scooter may suddenly stop.
- Avoid any surfaces with water, sand, gravel, dirt, leaves and other debris. Wet weather impairs traction and visibility.
- Do not ride at night.
- Avoid excessive speed associated with downhill rides.
- Adults must help children to unfold scooter, adjust handlebar and steering to height, and fold scooter.
- Direct parental supervision is required.
- Scooters are meant to be used only in a controlled environment free of potential traffic hazards and not on public streets.
- Do not allow your child to ride a scooter in any areas where vehicle traffic is present.
- Never allow more than one child at a time to ride a scooter.

## WHEELS AND BEARINGS

Under normal circumstances and conditions the wheels and bearings are maintenance free. Nonetheless, it is the responsibility of the owner or guardian to periodically inspect the wheels for wear and tear, the axle bolts for proper tightness, and bearings for play and any loose parts on the scooter. When a wheel or bearing develops play, this is an indication of excess wear and replacement is necessary. Replace immediately.

No modifications other than to the manufacturers instructions shall be made.

## CLEANING YOUR SCOOTER

Wipe with a damp cloth to remove dirt and dust.

Do not use industrial cleaners or solvents as they may damage the surfaces. Do

not use alcohol, alcohol based or ammonia based cleaners as they may damage or dissolve the plastic components or soften the decals or decal adhesive.

## HOW TO RIDE YOUR SCOOTER

Place one foot on the footplate, push forward with the other foot and steer the scooter. For enhanced cornering, lean slightly into the direction of the turn. For controlled stops, apply the brake by stepping on the rear brake. We recommend that you practice applying the brake at various speeds and in an open area free from obstructions before riding your Ridestar scooter around others.